



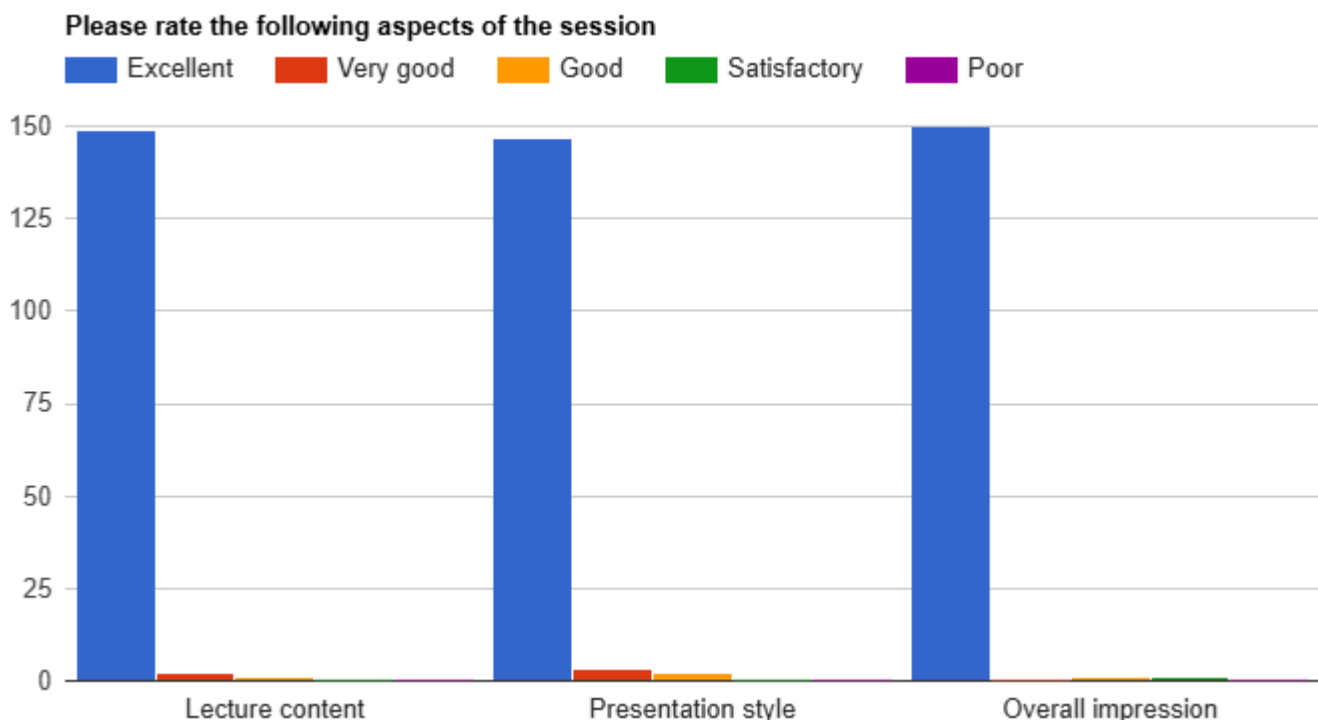
Summary Feedback

ST1 – ST4 Teaching Programme 2025

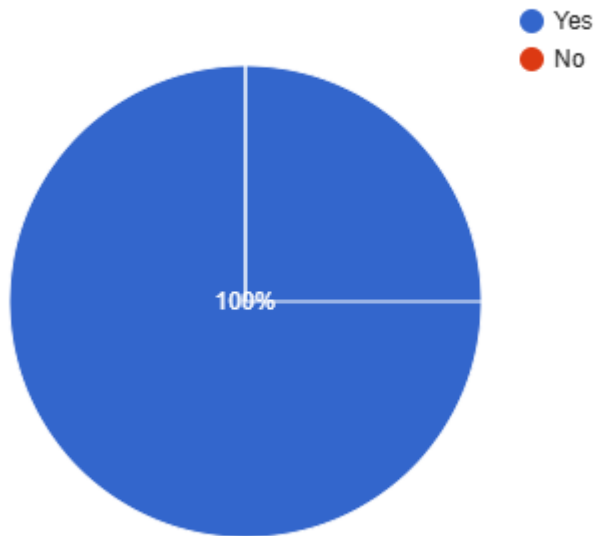
FRCR 2B Practice Viva (Session 92) DKT Masterclass Neuroradiology (27th February 2025) Delivered By: (Changez Jadun)

Summary Points:

- ST1-ST4 teaching programme 2028 – FRCR 2B Practice Viva Session 92: 2 hours teaching time
- Total Attendees: 378 from 33 Countries (Algeria, Australia, Bahrain, Bangladesh, Dominica, Egypt, Ethiopia, Ghana, Hong Kong, India, Indonesia, Iraq, Jordan, Kenya, Kuwait, Libya, Malaysia, Netherlands, Nigeria, Norway, Oman, Pakistan, Saudi Arabia, South Africa, Sri Lanka, Sudan, Swaziland, Switzerland, Türkiye, UAE, UK, Yemen, Zimbabwe).
- Total feedback received from 152 participants



Did you find it useful
152 responses



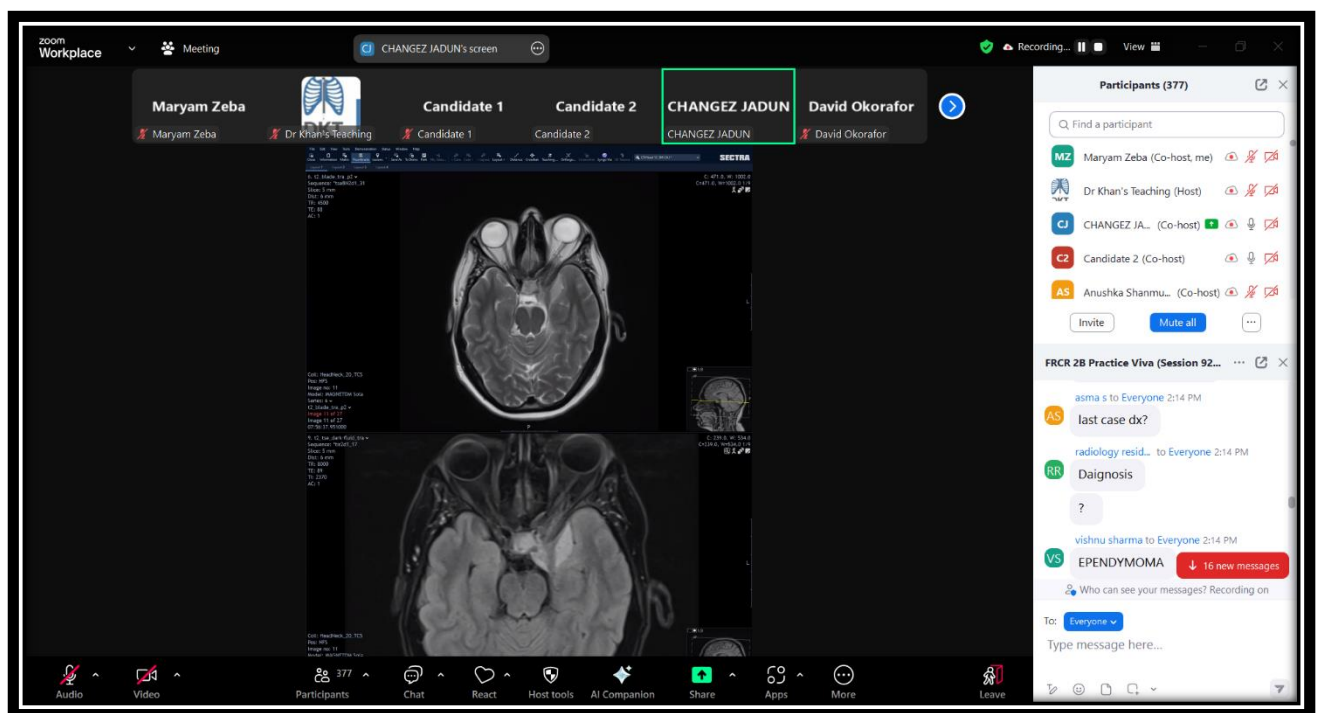
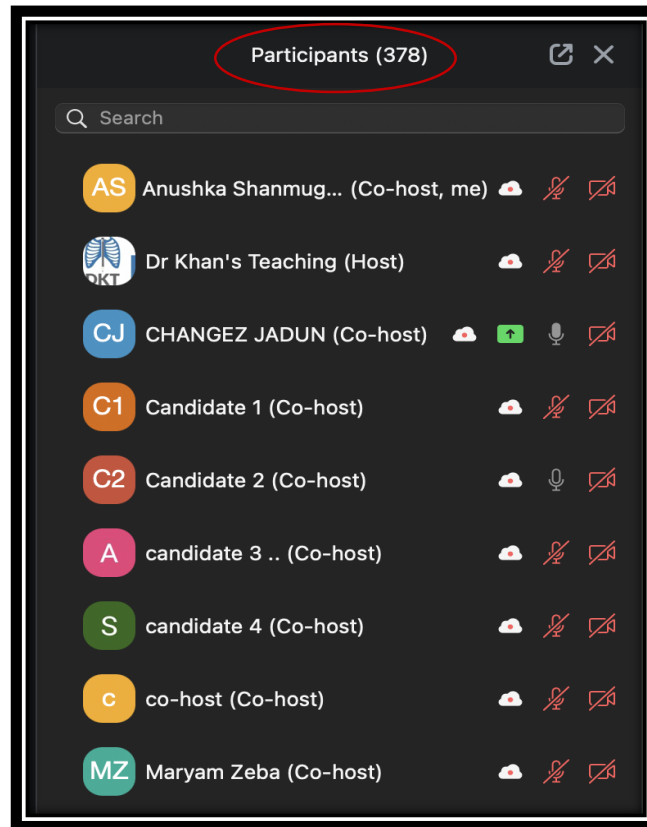
Testimonials

- Very insightful session with special guidance towards diverse cases, way of presentations & the importance of time management. Thank you (India).
- Amazing. Was taught about urgency and how to value time during such cases (UAE).
- Importance of time management and very interactive interesting type of teaching with constant feedback and questions (UK).
- The more cases we have seen the more confident we become in the exam. Time management for exam is important and needs practice (Pakistan).
- Brilliant session! challenging cases and beneficial discussion (Egypt).
- Excellent teaching. Good cases. Presenter sounded a bit strict but he was being a good teacher, I have learnt a lot in this session. The time management concept was a good initiative (Pakistan).
- This was one of the sessions where I would say, please arrange more sessions with the respected teacher. We need to learn from such skilled radiologists (Pakistan).
- Thank you for the great session (Sudan).
- Excellent session, thank you sir for your time and knowledge (Pakistan).
- Awesome as usual (UAE).
- It was great but little recap of the case was needed at end as it was very much time oriented and we couldn't cope up with speed (Pakistan).
- Brilliant as always (UAE).
- Great session. Thank you so much (Egypt).
- Fantastic. Would recommend to friends (Pakistan).
- Very good lecture (Sudan).
- Excellent teaching (Pakistan).

- Very educative (UK).
- Excellent cases and session (Pakistan).
- Thank you to presenter and organising team (UK).
- Very impactful session (Nigeria).
- Very informative really learn so many new points in each session (UK).
- Good work. Thank you to the entire team (UK).
- Good work, keep it up (Pakistan).
- Always amazing (UK).
- Excellent cases and well-presented the way of presentation and time management (UK).
- Very usual session (Sudan).
- Glad that DKT has arranged yet another excellent teaching session (UK).
- Superb session (India).
- Wonderful session (Pakistan).
- Appreciate your time and effort (Sudan).
- It's great (Egypt).
- It was perfect (UAE).
- All parts of the lecture were useful (Sudan).
- Excellent cases and images (Pakistan).
- Excellent session (Pakistan).
- Variety of cases, timing practice were great (Malaysia).
- The cases are unique. The exam tips on time management (Zimbabwe).
- Good review of the neurological cases with unusual cases (UK).
- Case collection and the way of presentation were great (India).
- Complex and simple cases (Egypt).
- Lecture content was amazing (UK).
- The comment after each case was great (Egypt).
- The exam cases and the viva questions were great (Pakistan).
- It's all perfect (UAE).
- Interesting practical cases (UAE).
- All of it was very useful & highly valuable (Egypt).
- Very exam oriented cases (Pakistan).
- Excellent neuro cases and teaching (UK).
- I loved the step by step follow up and guidance by the presenter (Pakistan).
- It was perfect (UAE).
- Case of rupture dermoid cyst was the best one (Sudan).
- Viva session and teaching were amazing (Kuwait).
- Special case selection and exam tips (UK).
- The various type of cases were very useful (Saudi Arabia).
- Exam mimicking and related tips were very useful (Egypt).
- Excellent session (Pakistan).
- Excellent session emphasizing on importance of time (Saudi Arabia).
- Excellent cases (UK).
- Good cases (Pakistan).
- Evaluation and time constraints were very helpful (India).

- Great cases (Zimbabwe).
- Interesting subtle cases (UK).
- Very good neurological cases and good feedback (UK).
- Interesting cases and teaching points (Pakistan).
- Amazing cases and discussion (UK).
- Time management practice was great (Pakistan).
- Excellent session (UK).
- Explanation by the moderator was great (UK).
- Amazing session (Iraq).
- Brilliant session (Pakistan).
- Time crunch and need to summarise findings were very helpful (South Africa).
- Learning to focus on the time (Switzerland).
- Exam timing simulation (Nigeria).
- Case selection was amazing. Feedback style was methodical (UK).
- Timer on during session was a good thing (Pakistan).
- The calm but excellent teaching style was excellent (Pakistan).
- Excellent session as always (UK).
- The review areas were great. Excellent cases (UK).
- I liked the miscellaneous cases (Pakistan).
- Style of presentation (Pakistan).
- I liked the teaching and the presentation (UK).
- Very interesting variety of cases and teaching (UK).
- The diverse case mix and the case breakdown were amazing (Nigeria).
- The time management and the cases were awesome (Oman).
- The feedback provided to each candidate helps with exam preparation (UAE).
- Great cases (Iraq).
- Very interesting cases and good explanations (UK).
- Excellent session by Dr. Changez Jadun! Nice viva cases (Pakistan).
- I found it useful always looking at the bones in MRT1W (South Africa).
- Feedback to candidates and emphasis on viva tips were very useful, especially time keeping (South Africa).
- Very informative & brilliantly taught exam oriented cases & management (India).
- Excellent teaching (UK).
- Multiple CNS diseases were discussed in a very easy to understand manner (UK).
- Very nice approach to neuro cases (UK).
- All session was brilliant and so interesting (Sudan).

FRCR 2B Practice Viva (Session 92) - DKT Masterclass: Neuroradiology



=====XX=====XX=====